



SUPPORT CLASS RESULTS

AUSTRALIAN SUPERSPORT 300 CHAMPIONSHIP

Date: **23/02/18**
 Event: **Q01**
 Weather: **Light rain starting - Temp: 28.0C**
 Track: **Becoming damp - Temp: 35.5C**

Qualifying

Started at: **13:20:01**
 Laps: **15 Min**
 Starters: **39**
 Printed at: **16:52**

AMENDED CLASSIFICATION

Pos	No	Gr	Name	Class	Machine	Fastest Lap	On Lap	Behind Prev	Behind Leader	Top Speed
1	43	J	Harry KHOURI (NSW) / Acid Racing / Excite M-sports / Hi-Tec Oils		Yamaha R3 321	1:50.907	5 of 5			198
2	44	C	Tom BRAMICH (VIC) / Yamaha / JLT / Nolan / Ricondi / BoardPro / TM Performance		Yamaha R3 321	1:51.007	2 of 6	.100	.100	204
3	20	?	Hunter FORD (NSW) / South Sydney Commercial / Sport Savvy Aust.		Yamaha R3 321	1:51.846	4 of 7	.839	.939	197
4	57	B	Seth CRUMP (QLD) / Rock Oil / Race Bolt / Alpinestars / Bell / EBC		KTM RC 390	1:52.152	5 of 8	.306	1.245	195
5	87	A	Zac LEVY (QLD) / Puma RV'S		Yamaha R3 321	1:52.211	3 of 6	.059	1.304	197
6	151	J	Locky TAYLOR (QLD) / LTR Racing		Yamaha R3 321	1:52.476	4 of 7	.265	1.569	188
8	127	J	Max STAUFFER (NSW) / Chris Watson M-cycles / YRD		Yamaha R3 321	1:53.020	7 of 8	.544	2.113	195
9	24	J	Ben BRAMICH (VIC) / GOWMoto / KSP KTM / JLT / Nolan / Ricondi		KTM RC 390	1:53.375	2 of 4	.355	2.468	199
10	72	D	Benjamin BAKER (NSW) / BCPerformance Junior Team		Kawasaki EX 300	1:53.830	3 of 7	.455	2.923	193
7	86	A	Oliver BAYLISS (QLD) / Cube Racing		Kawasaki EX 300	1:52.829	2 of 5		1.922	197
11	10	J	Callum O'BRIEN (WA) / BANHAMS WA		Yamaha R3 321	1:53.936	2 of 7	1.107	3.029	193
12	355	C	Laura BROWN (NSW) / WNR / Bitcoin		Yamaha R3 321	1:54.262	4 of 8	.326	3.355	194
13	32	J	Dylan WHITESIDE (VIC) / Urban Drilling / Mark Lamont		Kawasaki EX 300	1:54.487	5 of 8	.225	3.580	196
14	68	?	Luke POWER (VIC) / Angel Wings / HPC Coating		Kawasaki EX 300	1:54.551	5 of 7	.064	3.644	193
15	23	B	Corey BRIFFA (NSW)		KTM RC 390	1:54.743	3 of 7	.192	3.836	189
16	97	J	Peter NERLICH (VIC)		Kawasaki EX 300	1:54.811	4 of 8	.068	3.904	193
17	36	J	Travis HALL (QLD)		Kawasaki EX 300	1:54.864	5 of 8	.053	3.957	189
18	28	B	Tayla RELPH (QLD) / North Star Yamaha / Earmold Australia		Yamaha R3 321	1:55.763	5 of 7	.899	4.856	192
19	305	C	Andrew EDSER (NSW) / Raceart Design		Kawasaki EX 300	1:56.132	2 of 5	.369	5.225	189
20	15	J	Bronson PICKETT (WA) / Steves M-cycles / Pete's Harley Services		Yamaha R3 321	1:56.816	2 of 8	.684	5.909	188
21	70	J	Troy RYAN (NSW) / Taree Motorcycles / Kenma Australia		Yamaha R3 321	1:57.220	2 of 7	.404	6.313	193
22	21	?	Jarred BROOK (QLD) / KTM Australia		KTM RC 390	1:57.740	1 of 2	.520	6.833	190
23	58	D	Mitch KUHNE (QLD) / Shark Leathers / X-lite Helmets		Yamaha R3 321	1:58.102	5 of 7	.362	7.195	188
24	34	?	Boyd HOCKING (VIC) / DPH Motorsport		KTM RC 390	1:58.413	3 of 5	.311	7.506	185

Scott Laing

Chief Time Keeper - Scott Laing

Tom Williams

Clerk of Course - Tom Williams

Computime Race Timing Systems Pty Ltd © 1996
 Licensed to Computime Race Timing Systems

COMPUTIME RACE TIMING SYSTEMS PTY LTD
www.computime.com.au

9 Timber Lane, Glen Waverley Vic 3150. Ph: 0418 17 13 17

E-mail: scott@computime.com.au





SUPPORT CLASS RESULTS

AUSTRALIAN SUPERSPORT 300 CHAMPIONSHIP

Date: **23/02/18**
 Event: **Q01**
 Weather: **Light rain starting - Temp: 28.0C**
 Track: **Becoming damp - Temp: 35.5C**

Qualifying

Started at: **13:20:01**
 Laps: **15 Min**
 Starters: **39**
 Printed at: **16:52**

AMENDED CLASSIFICATION

Pos	No	Gr	Name	Class	Machine	Fastest Lap	On Lap	Behind Prev	Behind Leader	Top Speed
25	131	D	Ross BEAMES (QLD)		Yamaha R3 321	1:58.654	3 of 5	.241	7.747	187
26	73	C	John HAZELDENE (VIC) / Hazeldene Chicken Farm PL		Kawasaki EX 300	1:59.337	2 of 7	.683	8.430	180
27	96	C	Jake BRETT (NSW) / Prospect Dental Clinic / BikeBiz		Yamaha R3 321	1:59.782	4 of 5	.445	8.875	187
28	47	J	Zylas BUNTING (NSW) / Shark Leathers		Yamaha R3 321	1:59.910	4 of 7	.128	9.003	185
29	30	A	David HYND (NSW) / Sirus Contracting		KTM RC 390	2:00.615	3 of 5	.705	9.708	186
30	12	C	Austin BARNES (VIC) / Enterprise Payroll		Kawasaki EX 300	2:01.198	4 of 6	.583	10.291	180
31	227	?	Hunter PENHALLURICK (QLD) / Western M-cycles Sydney / KSP Offroad KTM		KTM RC 390	2:02.040	2 of 7	.842	11.133	187
33	410	D	Ryan DADD (QLD) / Shark Leathers / Ride Dynamics		Yamaha R3 321	2:03.001	4 of 5	.961	12.094	182
34	22	D	Keegan PICKERING (NSW) / KYT Helmets / SurNatio/SSR / South Sydney Comm.		Yamaha R3 321	2:04.014	1 of 3	1.013	13.107	181
35	123	C	James WENSEMIUS (NSW) / Puma RV's		Yamaha R3 321	2:04.980	7 of 7	.966	14.073	182
32	308	?	John LYTRAS (QLD)		Yamaha R3 321	2:02.282	1 of 4		11.375	186
36	17	C	Zane FORD (NSW) / Sydney South Commercial / Sport Savvy Australia		Yamaha R3 321	2:05.425	2 of 4	3.143	14.518	188
37	27	?	Mark BOTTOMLEY (VIC)		Yamaha R3 321	2:05.761	4 of 7	.336	14.854	177
38	46	?	Stephany KAPILAWI-JAMES (QLD) / Tyres for Bikes		Kawasaki EX 300	2:07.159	6 of 7	1.398	16.252	180

Qualifying Time: 2:07.543

Non-qualifiers

DNQ	360	?	Simon LEWIS (QLD) / Skypig Racing		Kawasaki EX 300	2:17.642	4 of 6	10.483	26.735	180
-----	-----	---	-----------------------------------	--	-----------------	----------	--------	--------	--------	-----

Current best lap for SS300 class - 1:48.821 by Tommy EDWARDS (NSW) on a Yamaha R3 321 set on 07/10/17

*** NON-QUALIFIER TO SEEK PERMISSION FROM CLERK OF COURSE TO START ***

*** 3 POSITION GRID PENALTIES FOR No. 86 (Oliver BAYLISS) and No. 308 (John LYTRAS) FOR FAILING TO PRESENT MACHINE FOR POS-QUALIFYING IMPOUND ***

The results are provisional until the end of the time limit for protests and appeals.

Chief Time Keeper - Scott Laing

Clerk of Course - Tom Williams



Computime Race Timing Systems Pty Ltd © 1996
 Licensed to Computime Race Timing Systems

COMPUTIME RACE TIMING SYSTEMS PTY LTD
www.computime.com.au

9 Timber Lane, Glen Waverley Vic 3150. Ph: 0418 17 13 17

E-mail: scott@computime.com.au





SUPPORT CLASS RESULTS

AUSTRALIAN SUPERSPORT 300 CHAMPIONSHIP

Date: 23/02/18
 Event: Q01
 Weather: Light rain starting - Temp: 28.0C
 Track: Becoming damp - Temp: 35.5C

Qualifying

Started at: 13:20:01
 Laps: 15 Min
 Starters: 39
 Printed at: 16:52

AMENDED LAP TIMES

No	Name	Lap 1	Lap 2	Lap 3	Lap 4	Lap 5	Lap 6	Lap 7	Lap 8
10	Callum O'BRIEN (WA)	1:56.177	1:53.936	1:54.341	1:54.557	1:56.455	2:24.751	2:05.871	
12	Austin BARNES (VIC)	2:11.528	2:04.258	2:04.271	2:01.198	3:08.324	2:12.038		
15	Bronson PICKETT (WA)	1:57.844	1:56.816	1:56.878	1:57.709	1:57.045	1:58.388	1:57.213	1:59.716
17	Zane FORD (NSW)	2:09.985	2:05.425	2:05.987	2:05.486				
20	Hunter FORD (NSW)	1:54.256	1:52.753	1:52.283	1:51.846	1:52.827	1:54.998	1:54.243	
21	Jarred BROOK (QLD)	1:57.740	1:59.809						
22	Keegan PICKERING (NSW)	2:04.014	10:02.132	2:04.272					
23	Corey BRIFFA (NSW)	1:57.437	1:55.086	1:54.743	1:54.931	1:55.199	2:56.618	2:01.149	
24	Ben BRAMICH (VIC)	1:56.151	1:53.375	1:54.370	3:07.554				
27	Mark BOTTOMLEY (VIC)	2:11.948	2:07.437	2:06.543	2:05.761	2:07.481	2:07.826	2:07.425	
28	Tayla RELPH (QLD)	1:59.977	1:57.740	1:57.036	1:56.250	1:55.763	3:16.418	2:06.837	
30	David HYND (NSW)	2:00.889	2:00.863	2:00.615	2:53.179	2:06.500			
32	Dylan WHITESIDE (VIC)	2:00.143	1:58.139	1:55.725	1:54.717	1:54.487	1:55.580	1:54.830	1:57.332
34	Boyd HOCKING (VIC)	2:02.784	2:01.081	1:58.413	1:58.777	2:51.733			
36	Travis HALL (QLD)	1:57.647	1:55.991	1:56.021	2:04.767	1:54.864	1:57.217	1:56.555	1:56.711
43	Harry KHOURI (NSW)	1:55.281	1:52.621	1:52.211	1:51.402	1:50.907			
44	Tom BRAMICH (VIC)	1:52.415	1:51.007	2:00.314	1:52.164	1:52.252	1:54.904		
46	Stephany KAPILAWI-JAMES (QLD)	2:18.153	2:10.913	2:08.803	2:07.402	2:08.520	2:07.159	2:07.837	
			9						
47	Zylas BUNTING (NSW)	2:04.759	2:01.093	2:01.244	1:59.910	2:01.306	2:04.276	2:02.148	
57	Seth CRUMP (QLD)	1:54.146	1:53.045	1:52.277	1:52.450	1:52.152	1:55.009	1:54.282	1:56.990
58	Mitch KUHNE (QLD)	2:00.569	1:58.762	2:25.768	2:02.983	1:58.102	1:59.046	1:59.989	
68	Luke POWER (VIC)	1:59.616	1:58.159	1:56.713	1:55.899	1:54.551	1:57.567	1:55.832	
70	Troy RYAN (NSW)	1:59.954	1:57.220	3:36.957	1:57.338	1:58.986	1:58.439	2:00.459	
72	Benjamin BAKER (NSW)	1:56.611	1:55.047	1:53.830	1:55.206	1:55.640	3:37.321	2:19.157	
73	John HAZELDENE (VIC)	2:01.274	1:59.337	1:59.562	2:01.021	2:00.219	2:08.839	2:07.380	
86	Oliver BAYLISS (QLD)	1:54.962	1:52.829	2:35.517	1:55.166	1:56.831			
87	Zac LEVY (QLD)	1:55.103	1:52.352	1:52.211	1:52.559	1:52.248	1:55.020		
96	Jake BRETT (NSW)	2:05.655	1:59.851	2:01.308	1:59.782	1:59.856			
97	Peter NERLICH (VIC)	1:59.534	1:57.190	1:57.009	1:54.811	1:56.486	1:59.918	1:59.495	2:02.259

Scott Laing
 Chief Time Keeper - Scott Laing

Tom Williams
 Clerk of Course - Tom Williams



Computime Race Timing Systems Pty Ltd © 1996
 Licensed to Computime Race Timing Systems
COMPUTIME RACE TIMING SYSTEMS PTY LTD
www.computime.com.au

9 Timber Lane, Glen Waverley Vic 3150. Ph: 0418 17 13 17

E-mail: scott@computime.com.au





SUPPORT CLASS RESULTS
AUSTRALIAN SUPERSPORT 300 CHAMPIONSHIP

Qualifying

Date: 23/02/18
 Event: Q01
 Weather: Light rain starting - Temp: 28.0C
 Track: Becoming damp - Temp: 35.5C

Started at: 13:20:01
 Laps: 15 Min
 Starters: 39
 Printed at: 16:52

AMENDED LAP TIMES

No	Name	Lap 1	Lap 2	Lap 3	Lap 4	Lap 5	Lap 6	Lap 7	Lap 8
123	James WENSEMIUS (NSW)	2:13.700	2:08.350	2:16.446	2:06.135	2:07.408	2:05.162	2:04.980	
127	Max STAUFFER (NSW)	1:56.592	1:54.838	1:57.107	1:53.921	1:54.464	1:54.665	1:53.020	1:54.408
131	Ross BEAMES (QLD)	1:58.991	1:59.028	1:58.654	1:59.351	2:02.090			
151	Lucky TAYLOR (QLD)	1:58.624	1:55.295	1:53.140	1:52.476	1:54.547	3:28.171	2:10.406	
227	Hunter PENHALLURICK (QLD)	2:04.996	2:02.040	2:02.369	2:03.328	2:04.174	2:07.386	2:06.492	
305	Andrew EDSER (NSW)	1:56.537	1:56.132	1:57.397	1:59.236	1:57.305			
308	John LYTRAS (QLD)	2:02.282	2:10.006	9:38.521	2:02.294				
355	Laura BROWN (NSW)	2:01.888	1:55.800	1:56.353	1:54.262	1:58.034	1:59.857	1:59.104	2:02.763
360	Simon LEWIS (QLD)	2:29.007	2:26.397	2:20.736	2:17.642	2:29.347	2:29.272		
410	Ryan DADD (QLD)	2:12.020	2:04.129	2:05.978	2:03.001	2:07.949			

*** NON-QUALIFIER TO SEEK PERMISSION FROM CLERK OF COURSE TO START ***

*** 3 POSITION GRID PENALTIES FOR No. 86 (Oliver BAYLISS) and No. 308 (John LYTRAS) FOR FAILING TO PRESENT MACHINE FOR POS-QUALIFYING IMPOUND ***

The results are provisional until the end of the time limit for protests and appeals.

Scott Laing
 Chief Time Keeper - Scott Laing

Tom Williams
 Clerk of Course - Tom Williams



Computime Race Timing Systems Pty Ltd © 1996
 Licensed to Computime Race Timing Systems
COMPUTIME RACE TIMING SYSTEMS PTY LTD
www.computime.com.au

9 Timber Lane, Glen Waverley Vic 3150. Ph: 0418 17 13 17

E-mail: scott@computime.com.au





SUPPORT CLASS RESULTS

AUSTRALIAN SUPERSPORT 300 CHAMPIONSHIP

Qualifying

Date: 23/02/18
 Event: Q01
 Weather: Light rain starting - Temp: 28.0C
 Track: Becoming damp - Temp: 35.5C

Started at: 13:20:01
 Laps: 15 Min
 Starters: 39
 Printed at: 16:52

AMENDED SPLIT TIMES

Lap	Split 1	Split 2	Split 3	Split 4	Lap Time	Spd	Lap	Split 1	Split 2	Split 3	Split 4	Lap Time	Spd
10 Callum O'BRIEN (WA) (11th)							21 Jarred BROOK (QLD) (22th)						
1	28.314	34.234	22.165	31.464	1:56.177	190	1	<u>27.773</u>	34.509	<u>22.681</u>	<u>32.777</u>	<u>1:57.740</u>	185
2	27.544	33.748	21.799	30.845	<u>1:53.936</u>	191	2	28.085	<u>34.209</u>	23.968	33.547	1:59.809	190
3	<u>27.189</u>	33.714	22.089	31.349	1:54.341	193	22 Keegan PICKERING (NSW) (34th)						
4	27.335	33.601	22.231	31.390	1:54.557	189	1	30.100	36.636	23.989	<u>33.289</u>	<u>2:04.014</u>	180
5	27.452	<u>33.589</u>	22.632	32.782	1:56.455	187	2	<u>29.858</u>	8:33.018	24.655	34.601	10:02.132	181
6	27.764	53.669	27.071	36.247	2:24.751	193	3	30.115	<u>36.126</u>	<u>23.668</u>	34.363	2:04.272	179
7	29.968	36.391	24.177	35.335	2:05.871	184	23 Corey BRIFFA (NSW) (15th)						
12 Austin BARNES (VIC) (30th)							1	28.093	34.885	22.871	31.588	1:57.437	186
1			1:43.465	37.587	2:21.052		2	27.615	33.673	22.450	31.348	1:55.086	188
2	33.073	38.887	24.882	34.686	2:11.528	177	3	27.611	33.768	22.056	31.308	<u>1:54.743</u>	183
3	29.590	36.507	24.230	33.931	2:04.258	176	4	27.965	33.734	<u>22.014</u>	<u>31.218</u>	1:54.931	188
4	29.099	36.850	24.074	34.248	2:04.271	178	5	<u>27.300</u>	<u>33.608</u>	22.343	31.948	1:55.199	184
5	<u>28.770</u>	<u>35.178</u>	<u>23.588</u>	<u>33.662</u>	<u>2:01.198</u>	178	6	27.642	34.169	22.888	1:31.919	2:56.618	189
6	28.912	36.172	25.251	1:37.989	3:08.324	180	7	32.317	34.154	22.632	32.046	2:01.149 P	
7	33.215	36.688	24.971	37.164	2:12.038 P		24 Ben BRAMICH (VIC) (9th)						
15 Bronson PICKETT (WA) (20th)							1	28.504	34.201	22.269	31.177	1:56.151	195
1	28.349	34.826	22.894	<u>31.775</u>	1:57.844	182	2	27.144	<u>33.453</u>	<u>21.755</u>	<u>31.023</u>	<u>1:53.375</u>	197
2	27.580	<u>34.077</u>	23.139	32.020	<u>1:56.816</u>	187	3	<u>27.134</u>	33.575	22.214	31.447	1:54.370	199
3	27.550	34.141	23.109	32.078	1:56.878	183	4	28.144	34.540	22.420	1:42.450	3:07.554	189
4	<u>27.291</u>	35.080	23.462	31.876	1:57.709	186	27 Mark BOTTOMLEY (VIC) (37th)						
5	27.739	34.510	<u>22.790</u>	32.006	1:57.045	181	1	32.199	38.671	25.361	35.717	2:11.948	172
6	27.858	34.977	23.434	32.119	1:58.388	184	2	30.126	37.177	25.084	35.050	2:07.437	177
7	27.330	34.924	22.837	32.122	1:57.213	188	3	29.521	36.833	<u>24.650</u>	35.539	2:06.543	174
8	27.704	34.655	23.522	33.835	1:59.716	185	4	<u>29.328</u>	<u>36.573</u>	24.746	35.114	<u>2:05.761</u>	175
17 Zane FORD (NSW) (36th)							5	29.393	37.392	25.095	35.601	2:07.481	174
1	32.065	38.815	24.706	<u>34.399</u>	2:09.985	172	6	30.633	37.516	24.794	<u>34.883</u>	2:07.826	172
2	29.906	<u>36.914</u>	24.197	34.408	<u>2:05.425</u>	188	7	30.406	36.639	24.931	35.449	2:07.425	177
3	30.187	37.053	24.286	34.461	2:05.987	182	28 Tayla RELPH (QLD) (18th)						
4	<u>29.686</u>	37.131	<u>23.716</u>	34.953	2:05.486	182	1	28.942	35.471	23.009	32.555	1:59.977	192
20 Hunter FORD (NSW) (3rd)							2	27.996	34.731	22.668	32.345	1:57.740	191
1	27.090	33.886	22.009	31.271	1:54.256	197	3	28.266	34.295	22.620	<u>31.855</u>	1:57.036	189
2	26.744	33.283	22.169	<u>30.557</u>	1:52.753	197	4	27.544	34.263	22.509	31.934	1:56.250	186
3	26.558	32.990	22.056	30.679	1:52.283	190	5	<u>27.138</u>	<u>33.837</u>	<u>22.400</u>	32.388	<u>1:55.763</u>	190
4	<u>26.370</u>	<u>32.698</u>	<u>21.918</u>	30.860	<u>1:51.846</u>	195	6	28.655	35.187	23.824	1:48.752	3:16.418	183
5	26.378	32.790	22.313	31.346	1:52.827	188	7	32.684	35.940	23.830	34.383	2:06.837 P	
6	26.838	33.286	22.579	32.295	1:54.998	189							
7	27.594	33.587	21.994	31.068	1:54.243	189							

Scott Laing
 Chief Time Keeper - Scott Laing

Tom Williams
 Clerk of Course - Tom Williams



Computime Race Timing Systems Pty Ltd © 1996
 Licensed to Computime Race Timing Systems
COMPUTIME RACE TIMING SYSTEMS PTY LTD
www.computime.com.au

9 Timber Lane, Glen Waverley Vic 3150. Ph: 0418 17 13 17

E-mail: scott@computime.com.au





SUPPORT CLASS RESULTS

AUSTRALIAN SUPERSPORT 300 CHAMPIONSHIP

Date: 23/02/18
 Event: Q01
 Weather: Light rain starting - Temp: 28.0C
 Track: Becoming damp - Temp: 35.5C

Qualifying

Started at: 13:20:01
 Laps: 15 Min
 Starters: 39
 Printed at: 16:52

AMENDED SPLIT TIMES

Lap	Split 1	Split 2	Split 3	Split 4	Lap Time	Spd	Lap	Split 1	Split 2	Split 3	Split 4	Lap Time	Spd
30 David HYND (NSW) (29th)							44 Tom BRAMICH (VIC) (2nd)						
1		3:44.909	24.421	33.846	4:43.176		1	26.958	32.739	21.890	30.828	1:52.415	186
2	28.078	35.622	23.631	33.558	2:00.889	179	2	26.427	32.321	21.712	30.547	1:51.007	190
3	28.267	35.854	23.442	33.300	2:00.863	179	3	27.384	39.602	22.946	30.382	2:00.314	192
4	27.686	35.139	23.616	34.174	2:00.615	186	4	25.959	33.916	21.629	30.660	1:52.164	204
5	28.569	35.812	24.009	1:24.789	2:53.179	182	5	26.507	32.882	21.499	31.364	1:52.252	191
6	31.331	35.914	24.391	34.864	2:06.500 P		6	26.621	33.302	22.578	32.403	1:54.904	194
32 Dylan WHITESIDE (VIC) (13th)							46 Stephany KAPILAWI-JAMES (QLD) (38th)						
1	28.936	36.021	22.800	32.386	2:00.143	190	1	33.919	40.541	26.422	37.271	2:18.153	177
2	27.949	35.569	22.964	31.657	1:58.139	195	2	32.140	37.914	25.042	35.817	2:10.913	179
3	27.612	33.827	22.579	31.707	1:55.725	193	3	31.634	36.918	25.024	35.227	2:08.803	180
4	27.342	33.774	22.292	31.309	1:54.717	189	4	31.093	36.522	24.481	35.306	2:07.402	178
5	27.256	33.502	22.355	31.374	1:54.487	190	5	31.133	36.919	25.288	35.180	2:08.520	177
6	27.207	34.176	22.623	31.574	1:55.580	193	6	30.892	36.726	24.633	34.908	2:07.159	179
7	27.176	33.766	22.163	31.725	1:54.830	196	7			1:32.173	35.664	2:07.837	178
8	28.505	33.526	22.523	32.778	1:57.332	187							
34 Boyd HOCKING (VIC) (24th)							47 Zylas BUNTING (NSW) (28th)						
1	30.913	35.875	23.181	32.815	2:02.784	182	1	31.141	36.311	23.868	33.439	2:04.759	184
2	29.542	35.026	23.535	32.978	2:01.081	178	2	29.406	34.879	23.657	33.151	2:01.093	184
3	29.284	34.316	22.649	32.164	1:58.413	181	3	29.815	35.027	23.381	33.021	2:01.244	185
4	27.716	34.511	22.626	33.924	1:58.777	185	4	28.984	34.544	23.494	32.888	1:59.910	183
5	28.095	34.115	23.394	1:26.129	2:51.733	183	5	29.369	34.815	23.335	33.787	2:01.306	185
							6	30.023	35.774	23.913	34.566	2:04.276	179
							7	29.643	35.012	23.598	33.895	2:02.148	176
36 Travis HALL (QLD) (17th)							57 Seth CRUMP (QLD) (4th)						
1	28.323	35.292	22.581	31.451	1:57.647	188	1	27.041	33.810	22.165	31.130	1:54.146	195
2	27.666	34.421	22.346	31.558	1:55.991	188	2	27.166	32.998	22.027	30.854	1:53.045	189
3	27.398	34.186	22.753	31.684	1:56.021	189	3	26.740	32.622	22.021	30.894	1:52.277	195
4	27.366	44.125	22.045	31.231	2:04.767	188	4	26.870	32.652	21.700	31.228	1:52.450	193
5	27.343	33.751	22.133	31.637	1:54.864	187	5	26.647	33.158	21.384	30.963	1:52.152	191
6	27.831	35.067	22.699	31.620	1:57.217	188	6	27.386	33.004	22.379	32.240	1:55.009	187
7	27.510	34.375	22.510	32.160	1:56.555	189	7	27.707	33.066	22.080	31.429	1:54.282	186
8	27.517	33.788	22.422	32.984	1:56.711	188	8	27.758	33.073	22.325	33.834	1:56.990	189
43 Harry KHOURI (NSW) (1st)							58 Mitch KUHNE (QLD) (23th)						
1	27.772	33.880	22.358	31.271	1:55.281	192	1	29.305	35.441	23.274	32.549	2:00.569	185
2	26.899	32.784	21.764	31.174	1:52.621	196	2	28.655	34.883	23.040	32.184	1:58.762	188
3	26.666	32.934	21.725	30.886	1:52.211	194	3	28.243	34.572	23.022	59.931	2:25.768	186
4	26.611	32.851	21.526	30.414	1:51.402	194	4	32.651	34.873	22.996	32.463	2:02.983 P	
5	26.323	32.518	21.445	30.621	1:50.907	198	5	28.109	34.317	23.287	32.389	1:58.102	179

Chief Time Keeper - Scott Laing

Clerk of Course - Tom Williams



Computime Race Timing Systems Pty Ltd © 1996
 Licensed to Computime Race Timing Systems
COMPUTIME RACE TIMING SYSTEMS PTY LTD
www.computime.com.au

9 Timber Lane, Glen Waverley Vic 3150. Ph: 0418 17 13 17

E-mail: scott@computime.com.au





SUPPORT CLASS RESULTS

AUSTRALIAN SUPERSPORT 300 CHAMPIONSHIP

Date: 23/02/18
 Event: Q01
 Weather: Light rain starting - Temp: 28.0C
 Track: Becoming damp - Temp: 35.5C

Qualifying

Started at: 13:20:01
 Laps: 15 Min
 Starters: 39
 Printed at: 16:52

AMENDED SPLIT TIMES

Lap	Split 1	Split 2	Split 3	Split 4	Lap Time	Spd	Lap	Split 1	Split 2	Split 3	Split 4	Lap Time	Spd
6	<u>28.061</u>	34.755	23.401	32.829	1:59.046	187	3					2:35.517	
7	28.260	35.126	23.231	33.372	1:59.989	183	4	28.382	<u>32.841</u>	<u>21.977</u>	<u>31.966</u>	1:55.166 P	
							5	<u>27.298</u>	33.324	22.869	33.340	1:56.831	197
68 Luke POWER (VIC) (14th)													
1	28.610	35.343	23.399	32.264	1:59.616	188	87 Zac LEVY (QLD) (5th)						
2	27.896	35.302	22.824	32.137	1:58.159	185	1	28.393	33.841	22.078	30.791	1:55.103	188
3	27.412	34.177	23.207	31.917	1:56.713	193	2	26.946	32.955	22.028	30.423	1:52.352	197
4	28.032	34.228	<u>22.272</u>	31.367	1:55.899	184	3	27.068	<u>32.520</u>	22.195	30.428	<u>1:52.211</u>	191
5	<u>27.148</u>	<u>33.307</u>	22.719	31.377	<u>1:54.551</u>	189	4	27.125	32.647	22.431	<u>30.356</u>	1:52.559	190
6	27.818	34.430	23.374	31.945	1:57.567	189	5	<u>26.921</u>	33.031	<u>21.521</u>	30.775	1:52.248	189
7	27.390	34.340	22.806	<u>31.296</u>	1:55.832	186	6	27.206	32.950	22.768	32.096	1:55.020	187
70 Troy RYAN (NSW) (21th)													
1	29.578	35.031	22.959	32.386	1:59.954	186	96 Jake BRETT (NSW) (27th)						
2	28.118	<u>33.970</u>	22.834	<u>32.298</u>	<u>1:57.220</u>	193	1	30.764	36.960	24.384	33.547	2:05.655	186
3		2:41.223	23.408	32.326	3:36.957	189	2	28.178	34.842	24.052	32.779	1:59.851	187
4	28.101	34.274	<u>22.516</u>	32.447	1:57.338	190	3	29.855	35.056	23.533	32.864	2:01.308	180
5	<u>28.092</u>	34.567	23.388	32.939	1:58.986	191	4	28.893	34.559	23.604	<u>32.726</u>	<u>1:59.782</u>	187
6	28.604	34.334	22.780	32.721	1:58.439	188	5	<u>27.616</u>	<u>34.553</u>	<u>23.384</u>	34.303	1:59.856	187
7	28.306	34.546	23.458	34.149	2:00.459	188	97 Peter NERLICH (VIC) (16th)						
72 Benjamin BAKER (NSW) (10th)													
1	27.642	34.571	22.415	31.983	1:56.611	193	1	28.822	35.352	23.240	32.120	1:59.534	193
2	27.490	33.840	22.230	31.487	1:55.047	193	2	27.528	34.491	23.239	31.932	1:57.190	190
3	<u>27.035</u>	33.690	<u>22.034</u>	<u>31.071</u>	<u>1:53.830</u>	193	3	27.494	34.654	22.905	31.956	1:57.009	187
4	27.640	33.689	22.135	31.742	1:55.206	192	4	27.516	34.132	<u>22.161</u>	<u>31.002</u>	<u>1:54.811</u>	188
5	27.053	<u>33.678</u>	22.513	32.396	1:55.640	191	5	<u>27.269</u>	<u>34.052</u>	22.591	32.574	1:56.486	191
6	28.839	38.456	24.828	2:05.198	3:37.321	190	6	28.111	35.342	23.389	33.076	1:59.918	191
7			1:42.683	36.474	2:19.157 P		7	28.281	34.745	22.724	33.745	1:59.495	186
73 John HAZELDENE (VIC) (26th)													
1	29.073	36.076	23.287	32.838	2:01.274	179	8			1:27.932	34.327	2:02.259	184
2	28.757	34.998	<u>22.932</u>	<u>32.650</u>	<u>1:59.337</u>	179	123 James WENSEMIUS (NSW) (35th)						
3	28.715	<u>34.928</u>	23.181	32.738	1:59.562	180	1	32.944	39.179	25.716	35.861	2:13.700	171
4	29.518	35.459	23.230	32.814	2:01.021	179	2	30.859	36.997	25.296	35.198	2:08.350	176
5	<u>28.674</u>	35.079	23.361	33.105	2:00.219	179	3	30.297	38.664	32.269	35.216	2:16.446	174
6	29.820	38.284	25.269	35.466	2:08.839	179	4	29.600	<u>36.526</u>	24.501	35.508	2:06.135	179
7	30.667	36.068	24.219	36.426	2:07.380	170	5	<u>29.282</u>	37.574	25.835	34.717	2:07.408	182
86 Oliver BAYLISS (QLD) (7th)													
1					1:54.962		6	29.733	36.735	<u>24.403</u>	<u>34.291</u>	2:05.162	179
2					<u>1:52.829</u>		7			1:30.223	34.757	<u>2:04.980</u>	180
127 Max STAUFFER (NSW) (8th)													
1					1:54.962		1	28.802	34.160	22.383	31.247	1:56.592	186
2					<u>1:52.829</u>		2	27.837	33.216	22.135	31.650	1:54.838	195
3							3	27.553	36.194	22.401	30.959	1:57.107	194

Scott Laing
 Chief Time Keeper - Scott Laing

Tom Williams
 Clerk of Course - Tom Williams




Computime Race Timing Systems Pty Ltd © 1996
 Licensed to Computime Race Timing Systems
COMPUTIME RACE TIMING SYSTEMS PTY LTD
www.computime.com.au

9 Timber Lane, Glen Waverley Vic 3150. Ph: 0418 17 13 17

E-mail: scott@computime.com.au





SUPPORT CLASS RESULTS

AUSTRALIAN SUPERSPORT 300 CHAMPIONSHIP

Date: 23/02/18
 Event: Q01
 Weather: Light rain starting - Temp: 28.0C
 Track: Becoming damp - Temp: 35.5C

Qualifying

Started at: 13:20:01
 Laps: 15 Min
 Starters: 39
 Printed at: 16:52

AMENDED SPLIT TIMES

Lap	Split 1	Split 2	Split 3	Split 4	Lap Time	Spd	Lap	Split 1	Split 2	Split 3	Split 4	Lap Time	Spd
4	27.811	33.727	<u>21.690</u>	<u>30.693</u>	1:53.921	186	4	28.179	35.455	23.378	32.224	1:59.236	180
5	27.251	33.920	22.159	31.134	1:54.464	189	5	27.414	34.417	23.325	32.149	1:57.305	186
6	27.301	33.195	22.529	31.640	1:54.665	188							
7	<u>27.001</u>	33.133	21.953	30.933	<u>1:53.020</u>	189	308 John LYTRAS (QLD) (32th)						
8	27.174	<u>32.954</u>	22.893	31.387	1:54.408	186	1	30.598	<u>35.213</u>	<u>23.225</u>	<u>33.246</u>	<u>2:02.282</u>	186
							2	<u>29.297</u>	37.281	26.996	36.432	2:10.006	185
131 Ross BEAMES (QLD) (25th)							3	32.232	8:07.829	24.725	33.735	9:38.521	179
1	28.159	35.164	<u>22.821</u>	32.847	1:58.991	182	4			1:29.041	33.253	2:02.294	185
2	<u>27.995</u>	35.167	23.074	32.792	1:59.028	187							
3	28.361	<u>34.617</u>	23.108	<u>32.568</u>	<u>1:58.654</u>	184	355 Laura BROWN (NSW) (12th)						
4	28.517	34.732	23.050	33.052	1:59.351	185	1	29.932	36.097	23.023	32.836	2:01.888	187
5	29.302	35.186	23.693	33.909	2:02.090	184	2	28.617	33.638	22.184	31.361	1:55.800	190
							3	27.440	34.373	22.684	31.856	1:56.353	190
151 Locky TAYLOR (QLD) (6th)							4	<u>27.268</u>	<u>33.534</u>	<u>22.182</u>	<u>31.278</u>	<u>1:54.262</u>	191
1	29.175	34.791	22.345	32.313	1:58.624	186	5	27.575	34.142	24.158	32.159	1:58.034	188
2	28.144	32.736	22.170	32.245	1:55.295	186	6	27.483	35.554	23.296	33.524	1:59.857	194
3	27.468	<u>32.520</u>	<u>21.742</u>	31.410	1:53.140	185	7	27.938	34.292	23.114	33.760	1:59.104	191
4	<u>26.877</u>	32.768	21.817	<u>31.014</u>	<u>1:52.476</u>	188	8			1:28.275	34.488	2:02.763	187
5	27.133	32.878	21.990	32.546	1:54.547	186							
6	30.389	40.878	24.583	1:52.321	3:28.171	185	360 Simon LEWIS (QLD) (DNQ)						
7	35.569	36.294	24.429	34.114	2:10.406 P		1	36.808	43.620	30.246	38.333	2:29.007	163
							2	34.142	44.093	29.618	38.544	2:26.397	174
227 Hunter PENHALLURICK (QLD) (31th)							3	34.409	40.748	27.660	37.919	2:20.736	180
1	30.291	36.015	24.470	34.220	2:04.996	177	4	<u>33.410</u>	<u>40.660</u>	<u>26.558</u>	<u>37.014</u>	<u>2:17.642</u>	179
2	29.154	35.506	23.945	<u>33.435</u>	<u>2:02.040</u>	181	5	35.431	45.741	29.564	38.611	2:29.347	165
3	<u>28.906</u>	<u>35.385</u>	<u>23.886</u>	34.192	2:02.369	187	6	36.771	44.268	29.363	38.870	2:29.272	169
4	29.123	35.781	24.066	34.358	2:03.328	179							
5	29.190	36.255	24.285	34.444	2:04.174	182	410 Ryan DADD (QLD) (33th)						
6	29.494	37.074	24.880	35.938	2:07.386	180	1	32.640	39.525	24.794	35.061	2:12.020	173
7	30.121	36.706	24.405	35.260	2:06.492	179	2	29.759	36.323	<u>23.951</u>	34.096	2:04.129	179
							3	30.125	37.088	24.387	34.378	2:05.978	182
305 Andrew EDSER (NSW) (19th)							4	29.511	<u>35.669</u>	23.990	<u>33.831</u>	<u>2:03.001</u>	180
1	28.089	34.021	<u>22.742</u>	<u>31.685</u>	1:56.537	187	5	<u>29.330</u>	36.472	25.271	36.876	2:07.949	178
2	<u>27.336</u>	<u>33.735</u>	23.059	32.002	<u>1:56.132</u>	189							
3	27.570	34.230	23.495	32.102	1:57.397	182							

*** NON-QUALIFIER TO SEEK PERMISSION FROM CLERK OF COURSE TO START ***

*** 3 POSITION GRID PENALTIES FOR No. 86 (Oliver BAYLISS) and No. 308 (John LYTRAS) FOR FAILING TO PRESENT MACHINE FOR POS-QUALIFYING IMPOUND ***

The results are provisional until the end of the time limit for protests and appeals.

Chief Time Keeper - Scott Laing

Clerk of Course - Tom Williams



Computime Race Timing Systems Pty Ltd © 1996
 Licensed to Computime Race Timing Systems
COMPUTIME RACE TIMING SYSTEMS PTY LTD
www.computime.com.au

9 Timber Lane, Glen Waverley Vic 3150. Ph: 0418 17 13 17

E-mail: scott@computime.com.au





SUPPORT CLASS RESULTS
AUSTRALIAN SUPERSPORT 300 CHAMPIONSHIP

Qualifying

Date: 23/02/18
 Event: Q01
 Weather: Light rain starting - Temp: 28.0C
 Track: Becoming damp - Temp: 35.0C

Started at: 13:20:01
 Laps: 15 Min
 Starters: 39
 Printed at: 16:53

AMENDED FASTEST LAPS SEQUENCE

Race Time	No	Name	Machine	Fastest Lap	On Lap
3:00.987	44	Tom BRAMICH (VIC)	Yamaha R3 321	1:52.415	1
4:51.994	44	Tom BRAMICH (VIC)	Yamaha R3 321	1:51.007	2
10:36.701	43	Harry KHOURI (NSW)	Yamaha R3 321	1:50.907	5

*** NON-QUALIFIER TO SEEK PERMISSION FROM CLERK OF COURSE TO START ***

*** 3 POSITION GRID PENALTIES FOR No. 86 (Oliver BAYLISS) and No. 308 (John LYTRAS) FOR FAILING TO PRESENT MACHINE FOR POS-QUALIFYING IMPOUND ***

The results are provisional until the end of the time limit for protests and appeals.

Scott Laing
 Chief Time Keeper - Scott Laing

Tom Williams
 Clerk of Course - Tom Williams




Computime Race Timing Systems Pty Ltd © 1996
 Licensed to Computime Race Timing Systems
COMPUTIME RACE TIMING SYSTEMS PTY LTD
www.computime.com.au

9 Timber Lane, Glen Waverley Vic 3150. Ph: 0418 17 13 17

E-mail: scott@computime.com.au





SUPPORT CLASS RESULTS

AUSTRALIAN SUPERSPORT 300 CHAMPIONSHIP

Qualifying

Date: 23/02/18
 Event: Q01
 Weather: Light rain starting - Temp: 28.0C
 Track: Becoming damp - Temp: 35.5C

Started at: 13:20:01
 Laps: 15 Min
 Starters: 39
 Printed at: 16:53

AMENDED BEST PARTIAL TIMES

Pos	Name	Time	Name	Time	Name	Time	Name	Time	Name	Time	Ideal	Fastest
1	T. BRAMICH	25.959	T. BRAMICH	32.321	S. CRUMP	21.384	Z. LEVY	30.356	T. BRAMICH	1:50.161	1:51.007	
2	H. KHOURI	26.323	H. KHOURI	32.518	H. KHOURI	21.445	T. BRAMICH	30.382	H. KHOURI	1:50.700	1:50.907	
3	H. FORD	26.370	L. TAYLOR	32.520	T. BRAMICH	21.499	H. KHOURI	30.414	Z. LEVY	1:51.318	1:52.211	
4	S. CRUMP	26.647	Z. LEVY	32.520	Z. LEVY	21.521	H. FORD	30.557	S. CRUMP	1:51.507	1:52.152	
5	L. TAYLOR	26.877	S. CRUMP	32.622	M. STAUFFER	21.690	M. STAUFFER	30.693	H. FORD	1:51.543	1:51.846	
6	Z. LEVY	26.921	H. FORD	32.698	L. TAYLOR	21.742	C. O'BRIEN	30.845	L. TAYLOR	1:52.153	1:52.476	
7	M. STAUFFER	27.001	O. BAYLISS	32.841	B. BRAMICH	21.755	S. CRUMP	30.854	M. STAUFFER	1:52.338	1:53.020	
8	B. BAKER	27.035	M. STAUFFER	32.954	C. O'BRIEN	21.799	P. NERLICH	31.002	O. BAYLISS	1:52.829	1:52.829	
9	B. BRAMICH	27.134	L. POWER	33.307	H. FORD	21.918	L. TAYLOR	31.014	B. BRAMICH	1:53.365	1:53.375	
10	T. RELPH	27.138	B. BRAMICH	33.453	O. BAYLISS	21.977	B. BRAMICH	31.023	C. O'BRIEN	1:53.422	1:53.936	
11	L. POWER	27.148	D. WHITESIDE	33.502	C. BRIFFA	22.014	B. BAKER	31.071	B. BAKER	1:53.818	1:53.830	
12	D. WHITESIDE	27.176	L. BROWN	33.534	B. BAKER	22.034	C. BRIFFA	31.218	L. POWER	1:54.023	1:54.551	
13	C. O'BRIEN	27.189	C. O'BRIEN	33.589	T. HALL	22.045	T. HALL	31.231	C. BRIFFA	1:54.140	1:54.743	
14	L. BROWN	27.268	C. BRIFFA	33.608	P. NERLICH	22.161	L. BROWN	31.278	D. WHITESIDE	1:54.150	1:54.487	
15	P. NERLICH	27.269	B. BAKER	33.678	D. WHITESIDE	22.163	L. POWER	31.296	L. BROWN	1:54.262	1:54.262	
16	B. PICKETT	27.291	A. EDSER	33.735	L. BROWN	22.182	D. WHITESIDE	31.309	T. HALL	1:54.370	1:54.864	
17	O. BAYLISS	27.298	T. HALL	33.751	L. POWER	22.272	A. EDSER	31.685	P. NERLICH	1:54.484	1:54.811	
18	C. BRIFFA	27.300	T. RELPH	33.837	T. RELPH	22.400	B. PICKETT	31.775	T. RELPH	1:55.230	1:55.763	
19	A. EDSER	27.336	T. RYAN	33.970	T. RYAN	22.516	T. RELPH	31.855	A. EDSER	1:55.498	1:56.132	
20	T. HALL	27.343	P. NERLICH	34.052	B. HOCKING	22.626	O. BAYLISS	31.966	B. PICKETT	1:55.933	1:56.816	
21	J. BRETT	27.616	B. PICKETT	34.077	J. BROOK	22.681	B. HOCKING	32.164	B. HOCKING	1:56.621	1:58.413	
22	D. HYND	27.686	B. HOCKING	34.115	A. EDSER	22.742	M. KUHNE	32.184	T. RYAN	1:56.876	1:57.220	
23	B. HOCKING	27.716	J. BROOK	34.209	B. PICKETT	22.790	T. RYAN	32.298	J. BROOK	1:57.440	1:57.740	
24	J. BROOK	27.773	M. KUHNE	34.317	R. BEAMES	22.821	R. BEAMES	32.568	M. KUHNE	1:57.558	1:58.102	
25	R. BEAMES	27.995	Z. BUNTING	34.544	J. HAZELDENE	22.932	J. HAZELDENE	32.650	R. BEAMES	1:58.001	1:58.654	
26	M. KUHNE	28.061	J. BRETT	34.553	M. KUHNE	22.996	J. BRETT	32.726	J. BRETT	1:58.279	1:59.782	
27	T. RYAN	28.092	R. BEAMES	34.617	J. LYTRAS	23.225	J. BROOK	32.777	J. HAZELDENE	1:59.184	1:59.337	
28	J. HAZELDENE	28.674	J. HAZELDENE	34.928	Z. BUNTING	23.335	Z. BUNTING	32.888	D. HYND	1:59.567	2:00.615	
29	A. BARNES	28.770	D. HYND	35.139	J. BRETT	23.384	J. LYTRAS	33.246	Z. BUNTING	1:59.751	1:59.910	
30	H. PENHALLURI	28.906	A. BARNES	35.178	D. HYND	23.442	K. PICKERING	33.289	J. LYTRAS	2:00.981	2:02.282	
31	Z. BUNTING	28.984	J. LYTRAS	35.213	A. BARNES	23.588	D. HYND	33.300	A. BARNES	2:01.198	2:01.198	
32	J. WENSEMIUS	29.282	H. PENHALLURI	35.385	K. PICKERING	23.668	H. PENHALLURI	33.435	H. PENHALLURI	2:01.612	2:02.040	
33	J. LYTRAS	29.297	R. DADD	35.669	Z. FORD	23.716	A. BARNES	33.662	R. DADD	2:02.781	2:03.001	
34	M. BOTTOMLEY	29.328	K. PICKERING	36.126	H. PENHALLURI	23.886	R. DADD	33.831	K. PICKERING	2:02.941	2:04.014	
35	R. DADD	29.330	S. KAPILAWI-JA	36.522	R. DADD	23.951	J. WENSEMIUS	34.291	J. WENSEMIUS	2:04.502	2:04.980	
36	Z. FORD	29.686	J. WENSEMIUS	36.526	J. WENSEMIUS	24.403	Z. FORD	34.399	Z. FORD	2:04.715	2:05.425	
37	K. PICKERING	29.858	M. BOTTOMLEY	36.573	S. KAPILAWI-JA	24.481	M. BOTTOMLEY	34.883	M. BOTTOMLEY	2:05.434	2:05.761	
38	S. KAPILAWI-JA	30.892	Z. FORD	36.914	M. BOTTOMLEY	24.650	S. KAPILAWI-JA	34.908	S. KAPILAWI-JA	2:06.803	2:07.159	
39	S. LEWIS	33.410	S. LEWIS	40.660	S. LEWIS	26.558	S. LEWIS	37.014	S. LEWIS	2:17.642	2:17.642	

*** NON-QUALIFIER TO SEEK PERMISSION FROM CLERK OF COURSE TO START ***

*** 3 POSITION GRID PENALTIES FOR No. 86 (Oliver BAYLISS) and No. 308 (John LYTRAS) FOR FAILING TO PRESENT MACHINE FOR POS-QUALIFYING IMPOUND ***


 Chief Time Keeper - Scott Laing


 Clerk of Course - Tom Williams




Computime Race Timing Systems Pty Ltd © 1996
 Licensed to Computime Race Timing Systems

COMPUTIME RACE TIMING SYSTEMS PTY LTD
www.computime.com.au

9 Timber Lane, Glen Waverley Vic 3150. Ph: 0418 17 13 17

E-mail: scott@computime.com.au





SUPPORT CLASS RESULTS
AUSTRALIAN SUPERSPORT 300 CHAMPIONSHIP

Qualifying

Date: 23/02/18
 Event: Q01
 Weather: Light rain starting - Temp: 28.0C
 Track: Becoming damp - Temp: 35.5C

Started at: 13:20:01
 Laps: 15 Min
 Starters: 39
 Printed at: 16:53

AMENDED BEST PARTIAL TIMES

Pos	Split 1		Split 2		Split 3		Split 4		LAP	Ideal	Fastest
	Name	Time	Name	Time	Name	Time	Name	Time			

The results are provisional until the end of the time limit for protests and appeals.

Scott Laing
 Chief Time Keeper - Scott Laing

Tom Williams
 Clerk of Course - Tom Williams



Computime Race Timing Systems Pty Ltd © 1996
 Licensed to Computime Race Timing Systems
COMPUTIME RACE TIMING SYSTEMS PTY LTD
www.computime.com.au

9 Timber Lane, Glen Waverley Vic 3150. Ph: 0418 17 13 17

E-mail: scott@computime.com.au





SUPPORT CLASS RESULTS

AUSTRALIAN SUPERSPORT 300 CHAMPIONSHIP

Date: 23/02/18
 Event: Q01
 Weather: Light rain starting - Temp: 28.0C
 Track: Becoming damp - Temp: 35.5C

Started at: 13:20:01
 Laps: 15 Min
 Starters: 39
 Printed at: 16:53

AMENDED GRID SHEET



1	43 H. KHOURI 1:50.907	2	44 T. BRAMICH 1:51.007	3	20 H. FORD 1:51.846
2	57 S. CRUMP 1:52.152	4	87 Z. LEVY 1:52.211	5	151 L. TAYLOR 1:52.476
3	127 M. STAUFFER 1:53.020	6	24 B. BRAMICH 1:53.375	7	72 B. BAKER 1:53.830
4	86 O. BAYLISS 1:52.829	8	10 C. O'BRIEN 1:53.936	9	355 L. BROWN 1:54.262
5	32 D. WHITESIDE 1:54.487	10	68 L. POWER 1:54.551	11	23 C. BRIFFA 1:54.743
6	97 P. NERLICH 1:54.811	12	36 T. HALL 1:54.864	13	28 T. RELPH 1:55.763
7	305 A. EDSER 1:56.132	14	15 B. PICKETT 1:56.816	15	70 T. RYAN 1:57.220
8	21 J. BROOK 1:57.740	16	58 M. KUHNE 1:58.102	17	34 B. HOCKING 1:58.413
9	131 R. BEAMES 1:58.654	18	73 J. HAZELDENE 1:59.337	19	96 J. BRETT 1:59.782
10	47 Z. BUNTING 1:59.910	20	30 D. HYND 2:00.615	21	12 A. BARNES 2:01.198

Scott Laing

Chief Time Keeper - Scott Laing

Tom Williams

Clerk of Course - Tom Williams



Computime Race Timing Systems Pty Ltd © 1996
 Licensed to Computime Race Timing Systems

COMPUTIME RACE TIMING SYSTEMS PTY LTD
www.computime.com.au

9 Timber Lane, Glen Waverley Vic 3150. Ph: 0418 17 13 17

E-mail: scott@computime.com.au





SUPPORT CLASS RESULTS

AUSTRALIAN SUPERSPORT 300 CHAMPIONSHIP

Date: 23/02/18
Event: Q01
Weather: Light rain starting - Temp: 28.0C
Track: Becoming damp - Temp: 35.5C

Started at: 13:20:01
Laps: 15 Min
Starters: 39
Printed at: 16:53

AMENDED GRID SHEET

11	227 H. PENHALLU 2:02.040	410 R. DADD 2:03.001	22 K. PICKERING 2:04.014
12	123 J. WENSEMIU 2:04.980	308 J. LYTRAS 2:02.282	17 Z. FORD 2:05.425
13	27 M. BOTTOMLEY 2:05.761	46 S. KAPILAWI-JA 2:07.159	

*** NON-QUALIFIER TO SEEK PERMISSION FROM CLERK OF COURSE TO START ***

*** 3 POSITION GRID PENALTIES FOR No. 86 (Oliver BAYLISS) and No. 308 (John LYTRAS) FOR FAILING TO PRESENT MACHINE FOR POS-QUALIFYING IMPOUND ***

The results are provisional until the end of the time limit for protests and appeals.

Chief Time Keeper - Scott Laing

Clerk of Course - Tom Williams



Computime Race Timing Systems Pty Ltd © 1996
Licensed to Computime Race Timing Systems
COMPUTIME RACE TIMING SYSTEMS PTY LTD
www.computime.com.au

9 Timber Lane, Glen Waverley Vic 3150. Ph: 0418 17 13 17

E-mail: scott@computime.com.au

